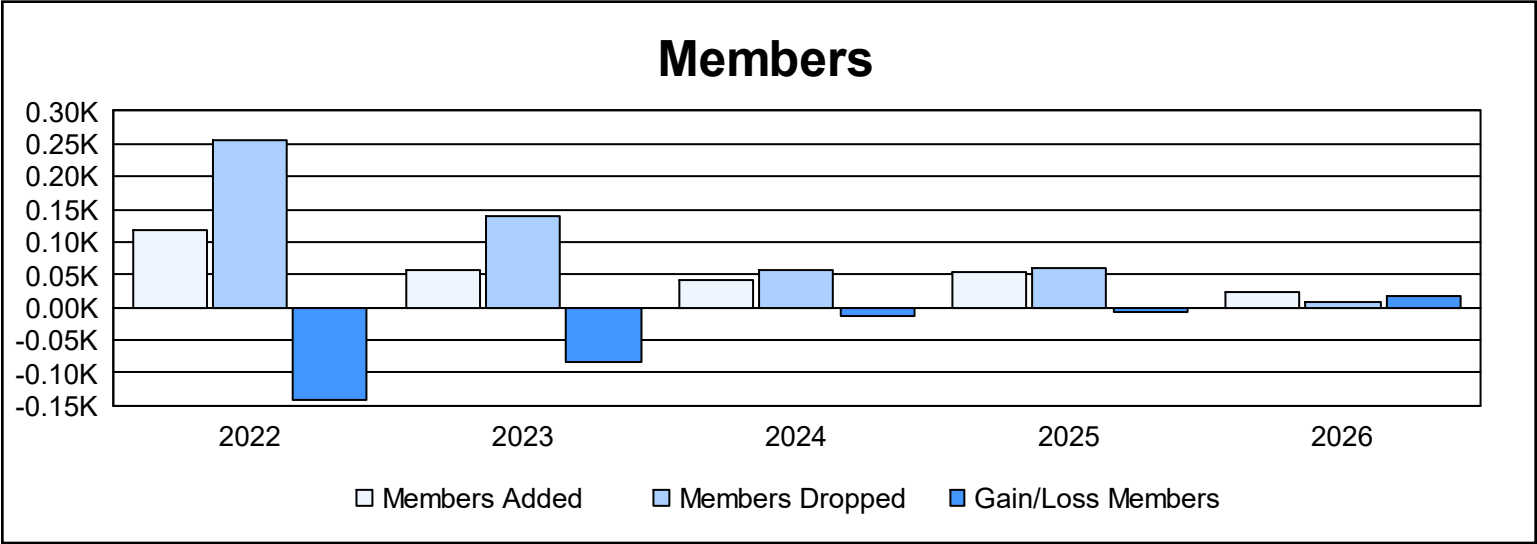
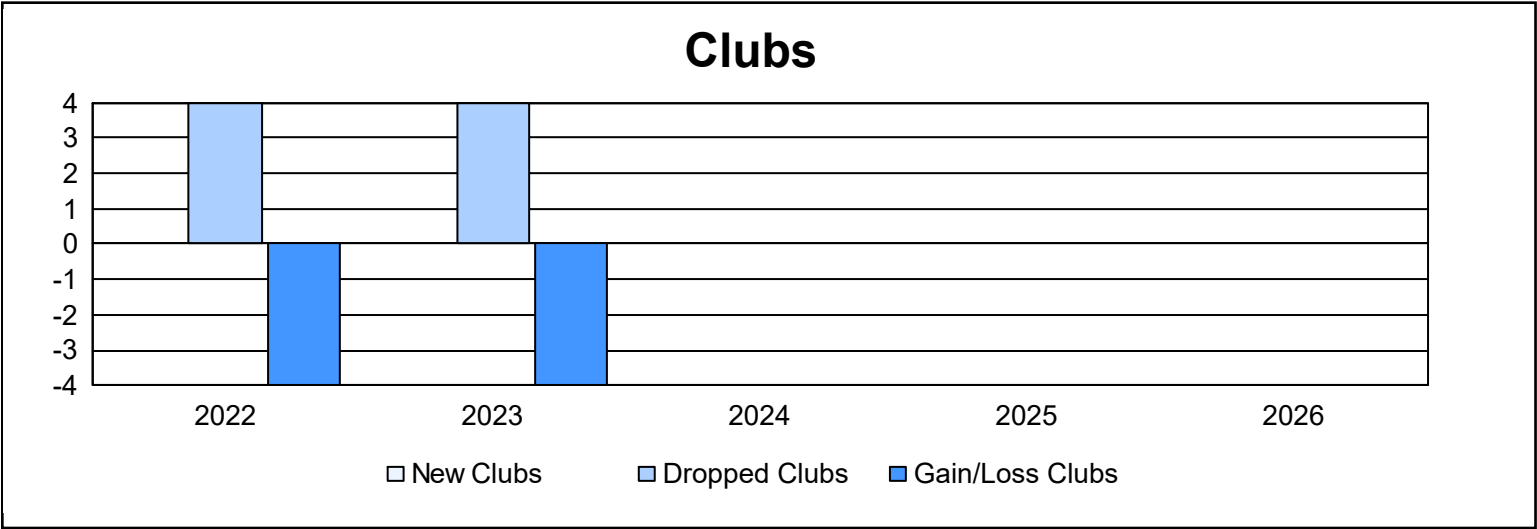
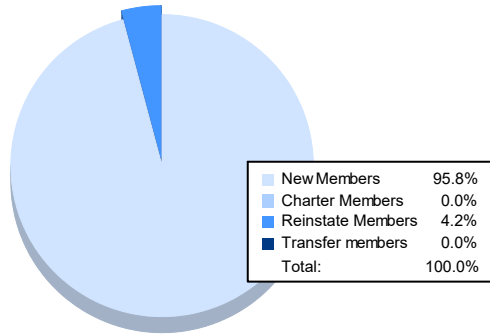


| Year | New Clubs | Dropped Clubs | Gain/ Loss Clubs | New Members | Charter Members | Reinstate Members | Transfer Members | Total Member Added | Total Members Dropped | Gain/ Loss Members |
|-----------|-----------|---------------|------------------|-------------|-----------------|-------------------|------------------|--------------------|-----------------------|--------------------|
| 2021-2022 | 0 | 4 | -4 | 53 | 23 | 37 | 4 | 117 | 257 | -140 |
| 2022-2023 | 0 | 4 | -4 | 36 | 2 | 18 | 1 | 57 | 140 | -83 |
| 2023-2024 | 0 | 0 | 0 | 40 | 0 | 1 | 1 | 42 | 56 | -14 |
| 2024-2025 | 0 | 0 | 0 | 48 | 0 | 3 | 3 | 54 | 60 | -6 |
| 2025-2026 | 0 | 0 | 0 | 23 | 0 | 1 | 0 | 24 | 8 | 16 |
| Average | 0 | 2 | -2 | 40 | 5 | 12 | 2 | 59 | 104 | -45 |



Membership Composition October 2025 Cumulative



Gender Composition October 2025 Cumulative

